

How to enrol in PeopleMaps Recruitment Agency membership

Taking out a PeopleMaps membership will give you unmetered access to the PeopleMaps 'Recruitment Agency' reports for a fixed monthly fee, the price is guaranteed until end of June 2009.

Step 1 – Open a PeopleMaps account.

The screenshot shows the PeopleMaps website homepage. At the top, it says "PeopleMaps Professional Psychometric Testing - The FREE 8 Minute Personality Test". Below this is a navigation menu with links: BLOG, HOME, BUSINESS, INDIVIDUALS, PARTNERS, ABOUT, PSYCHOLOGY, CONTACT, and RSS. A large blue banner features the text "EARN EXTRA REVENUE & ADD VALUE TO YOUR SERVICE!" and lists benefits: "Earn commission on every transaction", "Quick and easy to implement", and "Fully supported service". A search bar is visible on the right with the text "SEARCH IT! To search, type and hit enter". A callout box from the left points to a "PARTNERS SIGN UP" button located below the search bar.

Step 2 - Log into your account at:

<http://peoplemaps.com/main/organisations/>

Step 3 - Click on 'Using Reports In-house'.

Step 4 - Click on 'Membership package'.

The screenshot shows the "CONTROL ROOM" dashboard. On the left, there are navigation buttons: "Using Reports In-house", "Resell to Individuals", "Promote to Companies", and "Admin". The main area contains a list of options: "View and buy reports", "Bulk buy for discount", "Where to send your candidates", "Add your logo", "Customise candidate pages", "Select reports you use regularly", "Receipt & purchase history", "Pay by cheque/invoice", "Pay by Standing Order", and "Membership package". At the bottom, it displays "Account balance +£1700" and "No of reports in stock 56 view". A callout box from the left points to the "Using Reports In-house" button. Another callout box from the left points to the "Membership package" option in the list.

Account balance **+£0** No of reports in stock **0** [view](#)

Report Buyer Module > Membership package

Send your employees/candidates to >

http://www.peoplemaps.com/company/employer.php?refTypeCode=report_buyer&refAffiliateID=3625

Order ID	Date	Product	Band	Expiry date	Active?
You have not ordered any membership package yet					

Get all your reports for FREE with Membership

As a **Recruitment Agency** you can get all your personality reports for FREE by taking out a monthly membership. pay a fixed fee per month and receive an unmetered service. Save yourself a fortune.










Here is the latest Pricing

	Up to 2 consultants	3 to 5 consultants	6 to 10 consultants	11 to 15 consultants	16 to 20 consultants	21 to 25 consultants	26 to 30 consultants	31 to 40 consultants	41 to 50 consultants	51 to 60 consultants	Above 60 consultants
Agency membership	€74	€175	€330	€465	€600	€700	€780	€960	€1100	€1200	€2000

Please arrange for this to be paid monthly. Prices shown are the monthly cost for this membership package.

Save a fortune with a low monthly membership

Complete Standing Order Mandate

Step 5 – All prices are displayed. Simply click on the big yellow box to proceed.

Please complete the following short form and your Standing order mandate will be produced. You may then process it through your bank manually in the usual way.

No. of consultants :

Contact name :

Contact address :

:

:

:

Vat no. :

Your reference :

Phone :

Membership varies according to the size of your company. These are the details that will appear in your standing order mandate form. You may change these details here if you need to.










Save a fortune with a low monthly membership

Complete Standing Order Mandate

When you click here a print friendly version of you Standing Order will be produced.

We will also be notified of you order in advance.

No money will change hands until you manually process your standing order through your bank.

Step 6 – Complete the pop up form to select the consultant # 'banding' for your company, e.g. 5-10. Select 'Agency Membership Package' and fill in your details.

Click on the big yellow button.

STANDING ORDER MANDATE

Please use the following for your internal use and to instruct your bank to pay by standing order. None of the following information will come to PeopleMaps. It is purely for your internal use and to instruct your bank.

To the Manager

Name of your Bank:
Address of bank:
City & postcode:

Please pay:

Account name : **Peplemaps Limited**
Account No. : 00959358
Sort Code : 30-13-53

IBAN: GB76 LOYD 3013 5300 9593 58

If you are based outside of the UK then BIC & IBAN are important for overseas payments to get through to us. You do not need it if you are a UK company.

For a site license to deliver personality profiling

The sum of : (in words) _____ Pounds (£____) On the
____(day), ____ (month), ____ (year)

And thereafter every month until further notice and debit my account accordingly.

Name of account-holder to be debited:

Account Number:
Sort Code:

Signed: _____ Date: ____/____/____

Your Address :

Step 7 – Print off and set up the Standing Order mandate with your bank and PeopleMaps will credit your account with unmetered access to the selected reports on receipt of the first payment.

**** Remember** – PeopleMaps operates a very generous partner scheme, check it out in your control room.